








SUNDAY	MONDAY	TUESDAY	WEDNESDAY	THURSDAY	FRIDAY	SATURDAY
Remember the Sabbath day by keeping it holy.	1	2	3	4	5	6
						
	6 days	you shall	labor	and do	all your	work,

7

but the 7<sup>th</sup> day is a Sabbath to the Lord your God.










## Exodus 20:8-10

BOX 1

BOX 2

Punch a hole on first square (for "holy"). Cut across long horizontal line. Cut out "WORK TO DO" pocket, "WORK DONE" pocket, and 6 strips listing chores. You may want to customize chore list (just add your own strips of paper). Tape "WORK TO DO" pocket to Box 1 and "WORK DONE" pocket to Box 2, taping along 3 sides, leaving top open to form pocket. Place chores into "WORK TO DO" pocket. As chores are done during the day, transfer strips into "WORK DONE" pocket. When all daily chores are completed, place a star on the appropriate day ("6 days you shall labor..."). Each morning, place all chores back in "WORK TO DO". Place a star on Sunday if you go to church.

<b>WORK TO DO</b> 	<b>WORK DONE</b> 
---	---

Make bed	
Empty trash	
Pick up bedroom	
Set table	
Clean table	
Say memory verse	