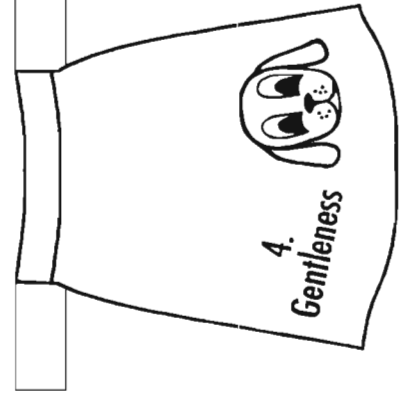
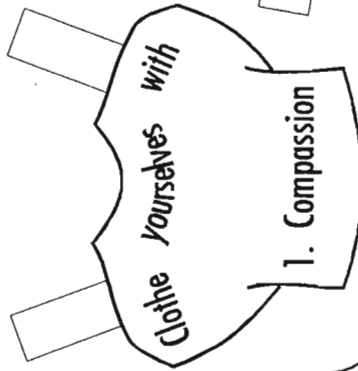
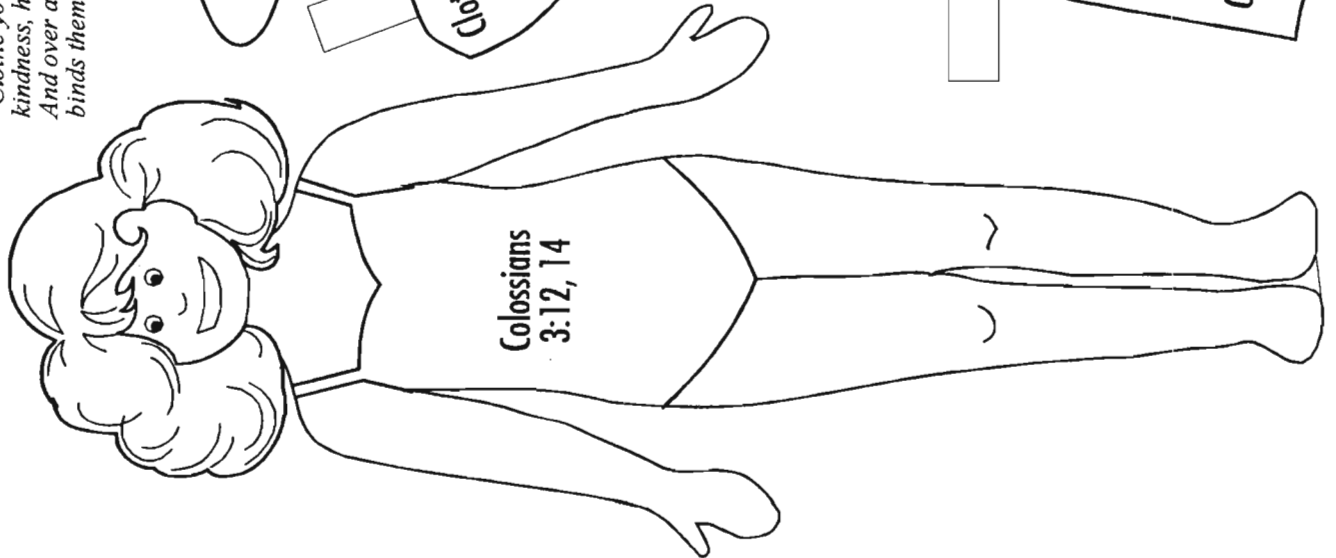


*"Clothe yourselves with compassion, kindness, humility, gentleness, and patience. And over all these virtues put on love, which binds them all together in perfect unity."*



Color. Cut out paper doll and clothes. Cut slit in hat along line under words. Place on head. Dress doll as you say verse. Coat goes on last, covering clothing. An optional way to do this craft is to cut out clothes (except coat) without tabs, and glue them in place on girl. Cut out coat with tabs so it can go on and off.

MEMORY NOTES: 1. BLOUSE ("compassion") covers the heart. 2. HAT ("kindness") covers mind: THINK about being kind to people. Hat also has flower: giving flowers is an act of kindness. 3. LEOTARDS ("humility") sometimes smell! Notice, too, that compassion and kindness (how we feel toward and treat others), come before humility (how we feel about ourselves): if we have humility, we will put others first. 4. SKIRT ("gentleness") has puppy on it: you should be gentle with puppies. 5. It requires "patience" to learn to tie SHOES.

To make a suitcase for your doll and her wardrobe, fold a 9"x12" sheet of construction paper in half, tape or staple along 2 sides, leaving opening in top. Cut out a long rectangle (about 1"x4") under top edge to make a handle.

